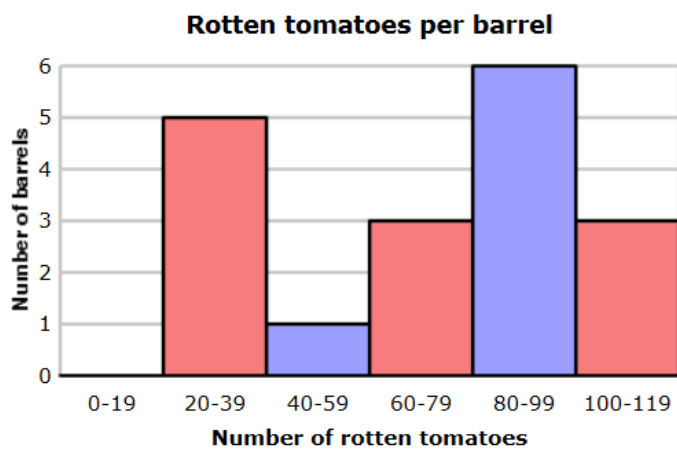


Name _____

Period _____ Date _____

Exit Ticket for Day 3 (and answer)

The Belleville Soup Company recorded the number of rotten tomatoes in each barrel it received.



How many barrels are there in all?

remember

The height of each bar shows the number of barrels in that range.

solve

Read the height of each bar off the graph.

Rotten tomatoes per barrel	
Number of rotten tomatoes	Number of barrels
0-19	0
20-39	5
40-59	1
60-79	3
80-99	6
100-119	3

Add to find the total number of barrels.

$$0 + 5 + 1 + 3 + 6 + 3 = 18$$

There are 18 barrels in all.

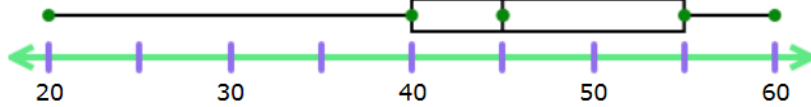
Name _____

Period _____ Date _____

Exit Ticket for Day 5 (and answer)

Ms. Clarke's students kept track of how much time they spent practicing piano each day. This box-and-whisker plot shows the results.

Minutes spent practicing piano each day



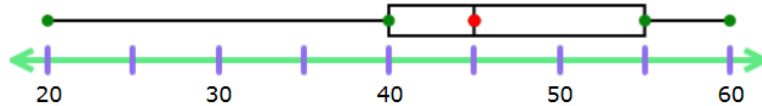
What is the median?

minutes

solve

Find the value of the median.

Minutes spent practicing piano each day



The value of the median is 45 minutes.